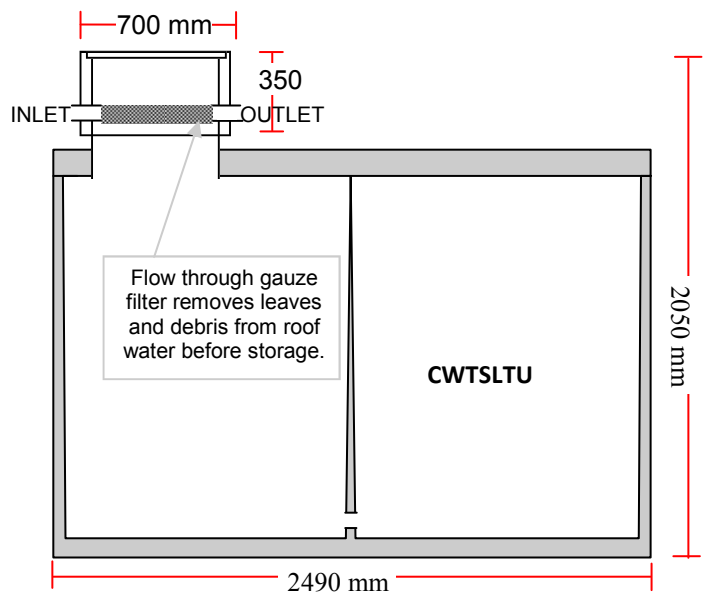
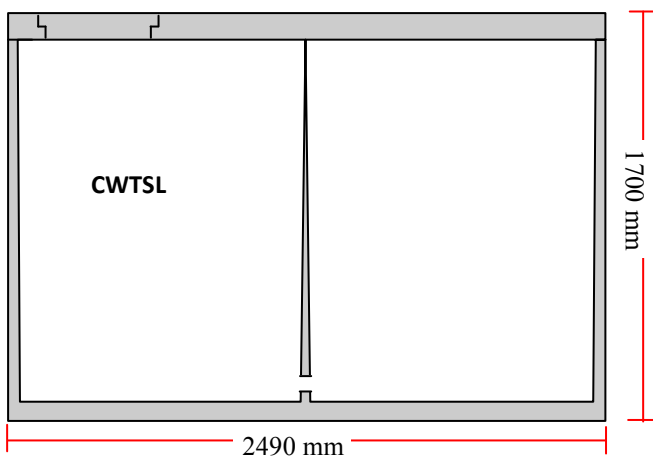
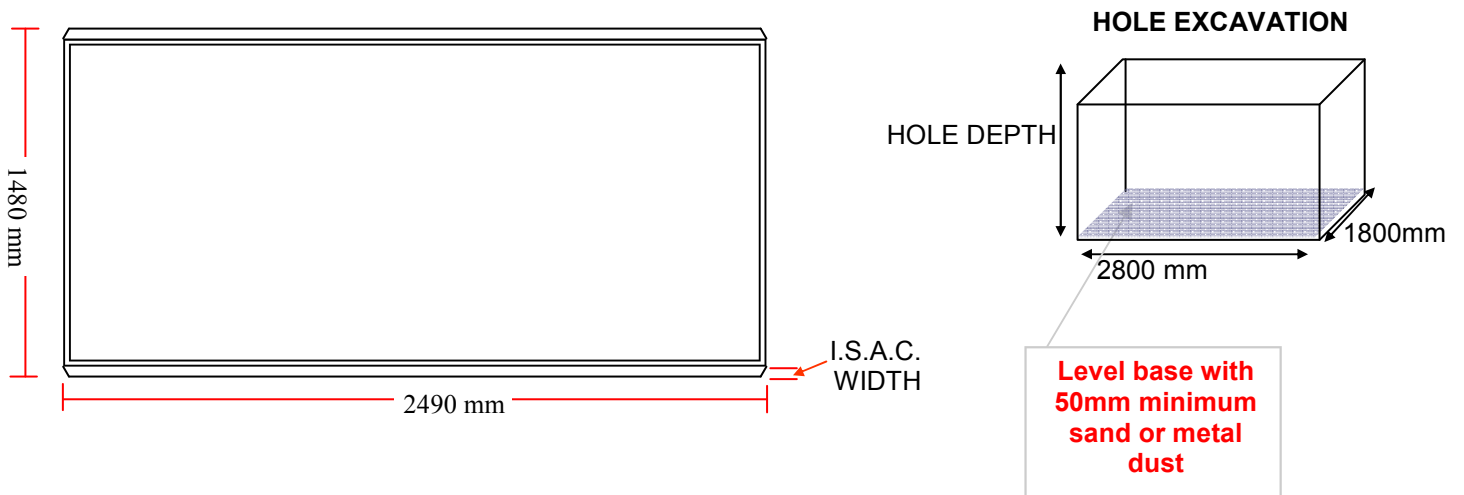


Concrete Water Tanks - Slim Line

Concrete Tank with 110 mm standard lid & Integrated Self Anchoring Collar (I.S.A.C.)							
ORDER CODE	CAPACITY	WIDTH	LENGTH	HEIGHT	I.S.A.C. WIDTH	HOLE DEPTH	
CWTSL	4,000 LITRES	1320 mm	2490 mm	1700 mm	85 mm	1700 mm	
Concrete Tank with 110 mm standard lid, 350mm turret, flow through filter & Integrated Self Anchoring Collar (I.S.A.C.)							
CWTSLTU	4,000 LITRES	1480 mm	2490 mm	2050 mm	85 mm	2050 mm	



External Walls thickness at top	45 mm
External Walls thickness at bottom	60 mm
Internal Wall thickness at top	20 mm
Internal Wall thickness at bottom	60 mm
Floor thickness	80 mm
Lid thickness	110 mm

Concrete Water Tanks - Installation Manuals

1. Excavation of hole to drawing specifications. Lid depth 80mm or 150mm.
2. Installation to comply with local Council requirements.
3. **Install tank in hole with level bottom using 50mm minimum level sand or metal dust aggregate base. Warranty void if not installed according to installation manual.**
4. Connect pipe work to tank.
5. Tanks have a 100mm DWV pipe protruding 50mm from tank or turret to allow 100mm connection from dwelling.
6. Tank includes an integrated self anchoring collar.
7. Backfill tank.
8. It is the plumber's or owner's responsibility to provide all weather access for delivery truck to the excavated hole. **Ensure access is free of power lines and overhanging trees.**
9. **overhanging trees.**
10. Location of tank - avoid storm water run off areas.
11. When backfilling tank ensure no large rocks in excess of 200mm enter hole. Any damage to tanks, e.g. large rocks or machinery damage, during backfilling, is the responsibility of the contractor and/or owner and is not covered by warranty.
12. Standard lids are designed for pedestrian traffic only and must not be covered by any fill materials.
13. Heavy duty lids are suitable for covering with material to the top of manhole centre riser.
14. Tank lids & manhole risers are sealed at factory using an approved sealant.
15. Additional concrete around tank is recommended for the 10,000 litre tank with 80mm lid.

ROUND TANKS

Cylindrical vertical axis collection well.

Manufactured by casting & vibrating steel reinforced concrete.

LID

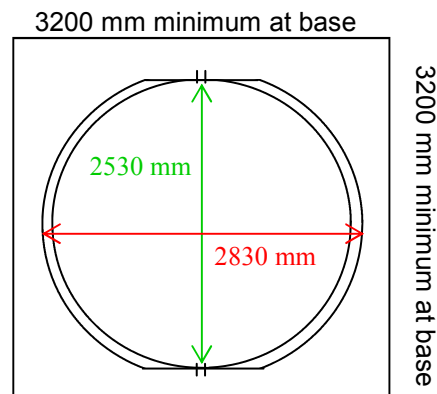
- 150mm thick double reinforced with F82 mesh using 40mpa concrete for below ground application up to 4 tonnes load limit

- 80mm thick lid for in-ground, pedestrian traffic only.

RISER—concrete access covers for non-trafficable areas, i.e. lawn or garden.

- Class B steel access covers for all areas including driveways, up to 2.5 tonnes load limit.
- Class D heavy duty steel access covers up to 4 tonnes load limit on tank.

ROUND TANKS



In all applications outlet must fall to easement or roadway.

RECTANGULAR SLIM LINE TANKS

